



76

H. ESSERS Belgian Truck Grand Prix

Circuit Zolder, length 4000 m

13. September - 15. September 2019

FIA European Truck Racing Championship

Provisional Result Race 3,

FIA-Visa No.: 6ETRC- BEL06.09.2019

started : 18 classified : 16 not classified : 2

Pos	No.	Cl.	Name (NAT) Entrant (NAT)	Make Team	Laps	Total km/h	GAP Diff	Fastest km/h	In Lap
1	1		Jochen HAHN (DEU) Jochen Hahn (DEU)	IVECO Die Bullen von IVECO Magirus	12	23:54.652 120.447		1:58.361 121.662	4
2	55		Adam LACKO (CZE) Buggyra Racing (CZE)	FREIGHTLINER BUGGYRA Racing 1969	12	24:02.354 119.804	07.702 07.702	1:58.479 121.541	3
3	5		Norbert KISS (HUN) Tankpool 24 Racing (DEU)	MERCEDES BENZ Tankpool 24 Racing	12	24:03.571 119.703	08.919 01.217	1:58.659 121.356	2
4	44		Stephanie HALM (DEU) TEAM SCHWABENTRUCK RACING (DEU)	IVECO Die Bullen von IVECO Magirus	12	24:03.722 119.691	09.070 00.151	1:58.919 121.091	3
5	11		Andre KURSIM (DEU) André Kursim (DEU)	IVECO	12	24:05.295 119.560	10.643 01.573	1:59.266 120.739	2
6	23		Antonio ALBACETE (ESP) Truck Sport Lutz Bernau (DEU)	MAN Löwen Power	12	24:05.591 119.536	10.939 00.296	1:59.223 120.782	3
7	77		Rene REINERT (DEU) René Reinert (DEU)	IVECO	12	24:15.606 118.713	20.954 10.015	1:59.875 120.125	3
8	7		Jamie ANDERSON (GBR) Jamie Anderson (GBR)	MAN	12	24:21.897 118.203	27.245 08.291	2:00.560 119.443	3
9	22		Oliver JANES (GBR) Buggyra Racing (CZE)	FREIGHTLINER BUGGYRA Racing 1969	12	24:30.758 117.490	36.106 08.861	2:00.988 119.020	2
10	37		Terry GIBBON (GBR) Terry Gibbon (GBR)	MAN	12	24:39.249 116.816	44.597 08.491	2:00.463 119.539	3
11	15	RBR	Erwin KLEINNAGELVOORT (NLD) Erwin Klein Nagelvoort (NLD)	SCANIA	12	24:42.877 116.530	48.225 03.628	2:01.940 118.091	8
12	64		Luis RECUENCO (ESP) Truck Sport Lutz Bernau (DEU)	MAN	12	24:43.300 116.497	48.648 00.423	2:01.237 118.776	9
13	24		Fabio CITIGNOLA (DEU) Tankpool 24 Racing (DEU)	MERCEDES BENZ Tankpool 24 Racing	12	24:49.990 115.974	55.338 06.690	2:01.642 118.380	6
14	38		José Eduardo Teixeir J.E.RODRIGUES (PRT) José Eduardo Teixeira Rodrigues (PRT)	MAN Reboconort Truck Racing Team	12	24:50.030 115.971	55.378 00.040	2:01.366 118.649	4
15	19		Dominique ORSINI (FRA) Dominique Orsini (FRA)	MERCEDES BENZ	11	23:56.785 110.246	1 lap 1 lap	2:08.681 111.905	4
16	30		Sascha LENZ (DEU) Sascha Lenz (DEU)	MAN Löwen Power	9	18:09.428 118.962	3 laps 2 laps	1:59.887 120.113	4
DID NOT CLASSIFY									
69	RBR		David JENKINS (GBR) David Jenkins (GBR)	MAN	6	13:25.952 107.202	6 laps	2:02.928 117.142	4
14			José J.RODRIGUES (PRT) José Fernando de Araujo Rodrigues (PRT)	MAN Reboconort Truck Racing Team	3	7:00.501 102.735	9 laps	2:05.866 114.407	2

fastest lap: 1 HAHN Jochen 1:58.361 =121.662 km/h

FIA Race Director: Tony IDDON	Stewards:	FIA Chief Timekeeper:	Publication time: 14:33 15.9.2019
--------------------------------------	-----------	-----------------------	---

Subject to final scrutineering !



Timekeeping and Dataservice: wige SOLUTIONS GmbH & Co. KG, Meckenheim (GER)



H. ESSERS Belgian Truck Grand Prix

Circuit Zolder, length 4000 m

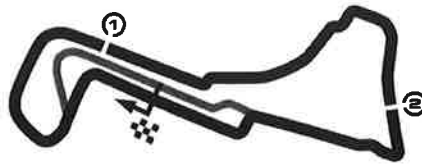
13. September - 15. September 2019

FIA European Truck Racing Championship

Best Sector Times Race 3

FIA-Visa.No.: 6ETRC- BEL06.09.2019

Pos.	sector 1		sector 2		sector 3		theoretical and best lap time						
	No	Driver	Time	No	Driver	Time	No	Driver	theoretical	Best	Pos		
1	1	HAHN J.	38.071	55	LACKO A.	43.600	1	HAHN J.	36.467	1	HAHN J.	1:58.164	1:58.361
2	5	KISS N.	38.109	5	KISS N.	43.602	55	LACKO A.	36.581	55	LACKO A.	1:58.340	1:58.479
3	11	KURSIM A.	38.145	1	HAHN J.	43.626	44	HALM S.	36.784	5	KISS N.	1:58.565	1:58.659
4	44	HALM S.	38.152	11	KURSIM A.	43.896	30	LENZ S.	36.816	44	HALM S.	1:58.841	1:58.919
5	55	LACKO A.	38.159	44	HALM S.	43.905	23	ALBACETE A.	36.824	11	KURSIM A.	1:58.980	1:59.266
6	30	LENZ S.	38.191	23	ALBACETE A.	44.017	5	KISS N.	36.854	23	ALBACETE A.	1:59.168	1:59.223
7	23	ALBACETE A.	38.327	77	REINERT R.	44.027	11	KURSIM A.	36.939	30	LENZ S.	1:59.351	1:59.887
8	37	GIBBON T.	38.418	30	LENZ S.	44.344	7	ANDERSON J.	37.036	77	REINERT R.	1:59.544	1:59.875
9	77	REINERT R.	38.451	64	RECUENCO L.	44.347	77	REINERT R.	37.066	37	GIBBON T.	2:00.095	2:00.463
10	64	RECUENCO L.	38.692	7	ANDERSON J.	44.408	37	GIBBON T.	37.194	7	ANDERSON J.	2:00.340	2:00.560
11	22	JANES O.	38.865	24	CITIGNOLA F.	44.422	22	JANES O.	37.336	64	RECUENCO L.	2:00.557	2:01.237
12	7	ANDERSON J.	38.896	37	GIBBON T.	44.483	38	J.E.RODRIGUES J.	37.460	22	JANES O.	2:00.709	2:00.988
13	24	CITIGNOLA F.	38.900	22	JANES O.	44.508	64	RECUENCO L.	37.518	24	CITIGNOLA F.	2:01.104	2:01.642
14	15	KLEINNAGELVOOR	38.903	15	KLEINNAGELVOOR	44.857	15	KLEINNAGELVOOR	37.695	38	J.E.RODRIGUES J.	2:01.261	2:01.366
15	38	J.E.RODRIGUES J.	38.927	38	J.E.RODRIGUES J.	44.874	24	CITIGNOLA F.	37.782	15	KLEINNAGELVOOR	2:01.455	2:01.940
16	69	JENKINS D.	39.274	69	JENKINS D.	45.035	69	JENKINS D.	37.982	69	JENKINS D.	2:02.291	2:02.928
17	19	ORSINI D.	40.110	14	J.RODRIGUES J.	45.929	14	J.RODRIGUES J.	38.994	14	J.RODRIGUES J.	2:05.866	2:05.866
18	14	J.RODRIGUES J.	40.943	19	ORSINI D.	47.901	19	ORSINI D.	39.966	19	ORSINI D.	2:07.977	2:08.681



H. ESSERS Belgian Truck Grand Prix

Circuit Zolder, length 4000 m

13. September - 15. September 2019

FIA European Truck Racing Championship

Fastest Lap in Race 3,

FIA-Visa.No.: 6ETRC- BEL06.09.2019

RG.	No.	Driver	Entrant	Time	IN.	DIFF	INT	KM/H	at
1	1	HAHN J (DEU)	Jochen Hahn (DEU)	1:58.361	4		00.118	121.662	14:03:41
2	55	LACKO A (CZE)	Buggyra Racing (CZE)	1:58.479	3	00.118	00.180	121.541	14:01:44
3	5	KISS N (HUN)	Tankpool 24 Racing (DEU)	1:58.659	2	00.298	00.260	121.356	13:59:47
4	44	HALM S (DEU)	TEAM SCHWABENTRUCK RACING (I	<u>1:58.919</u>	3	00.558	00.304	121.091	14:01:47
5	23	ALBACETE A (ESP)	Truck Sport Lutz Bernau (DEU)	1:59.223	3	00.862	00.043	120.782	14:01:49
6	11	KURSIM A (DEU)	André Kursim (DEU)	1:59.266	2	00.905	00.609	120.739	13:59:49
7	77	REINERT R (DEU)	René Reinert (DEU)	1:59.875	3	01.514	00.012	120.125	14:01:51
8	30	LENZ S (DEU)	Sascha Lenz (DEU)	<u>1:59.887</u>	4	01.526	00.576	120.113	14:03:52
9	37	GIBBON T (GBR)	Terry Gibbon (GBR)	2:00.463	3	02.102	00.097	119.539	14:01:59
10	7	ANDERSON J (GBR)	Jamie Anderson (GBR)	2:00.560	3	02.199	00.428	119.443	14:01:55
11	22	JANES O (GBR)	Buggyra Racing (CZE)	<u>2:00.988</u>	2	02.627	00.249	119.020	13:59:56
12	64	RECUENCO L (ESP)	Truck Sport Lutz Bernau (DEU)	2:01.237	9	02.876	00.129	118.776	14:14:19
13	38	J.E.RODRIGUES J (PRT)	José Eduardo Teixeira Rodrigues (PRT)	2:01.366	4	03.005	00.276	118.649	14:04:07
14	24	CITIGNOLA F (DEU)	Tankpool 24 Racing (DEU)	2:01.642	6	03.281	00.298	118.380	14:08:13
15	15	KLEINNAGELVOORT E (†)	Erwin Klein Nagelvoort (NLD)	<u>2:01.940</u>	8	03.579	00.988	118.091	14:12:17
16	69	JENKINS D (GBR)	David Jenkins (GBR)	<u>2:02.928</u>	4	04.567	02.938	117.142	14:04:14
17	14	J.RODRIGUES J (PRT)	José Fernando de Araujo Rodrigues (P	<u>2:05.866</u>	2	07.505	02.815	114.407	14:00:11
18	19	ORSINI D (FRA)	Dominique Orsini (FRA)	2:08.681	4	10.320		111.905	14:04:33



H. ESSERS Belgian Truck Grand Prix

Circuit Zolder, length 4000 m

13. September - 15. September 2019

FIA European Truck Racing Championship

Lap Analysis Race 3,

FIA-Visa No.: 6ETRC- BEL06.09.2019

1 Jochen HAHN , IVECO / DEU

Theoretische Bestzeit: 1:58.16

Lap	Time	S1	S2	S3	Lap	Time	S1	S2	S3
1	2:02.208	42.025	43.627	36.556	7	1:59.346	38.619	43.823	36.904
2	1:58.495	38.071	43.929	36.495	8	1:58.897	38.306	43.929	36.662
3	1:58.447	38.241	43.626	36.580	9	1:59.507	38.527	44.031	36.949
4	1:58.361	38.205	43.689	36.467	10	1:59.449	38.454	44.067	36.928
5	1:58.502	38.153	43.684	36.665	11	2:00.579	39.381	44.267	36.931
6	1:58.676	38.227	43.814	36.635	12	2:02.185	39.513	44.482	38.190

5 Norbert KISS , MERCEDES BENZ / HUN

Theoretische Bestzeit: 1:58.56

Lap	Time	S1	S2	S3	Lap	Time	S1	S2	S3
1	2:04.873	43.330	44.546	36.997	7	1:59.818	38.480	44.053	37.285
2	1:58.659	38.109	43.602	36.948	8	2:00.000	38.756	44.044	37.200
3	1:58.772	38.207	43.711	36.854	9	2:00.072	38.462	44.382	37.228
4	1:58.905	38.232	43.755	36.918	10	2:00.464	38.702	44.176	37.586
5	1:59.293	38.513	43.696	37.084	11	2:01.445	39.103	44.505	37.837
6	1:59.394	38.464	43.925	37.005	12	2:01.876	39.236	44.556	38.084

7 Jamie ANDERSON , MAN / GBR

Theoretische Bestzeit: 2:00.34

Lap	Time	S1	S2	S3	Lap	Time	S1	S2	S3
1	2:10.194	45.617	47.058	37.519	7	2:00.797	38.996	44.573	37.228
2	2:00.869	38.978	44.673	37.218	8	2:00.687	38.896	44.603	37.188
3	2:00.560	38.928	44.596	37.036	9	2:00.899	39.100	44.483	37.316
4	2:00.686	39.008	44.588	37.090	10	2:01.209	39.174	44.657	37.378
5	2:01.543	39.147	44.651	37.745	11	2:01.561	39.142	44.833	37.586
6	2:00.912	39.170	44.408	37.334	12	2:01.980	39.328	45.184	37.468

11 Andre KURSIM , IVECO / DEU

Theoretische Bestzeit: 1:58.98

Lap	Time	S1	S2	S3	Lap	Time	S1	S2	S3
1	2:05.800	43.609	45.245	36.946	7	1:59.682	38.552	44.059	37.071
2	1:59.266	38.145	44.182	36.939	8	2:00.951	39.293	44.710	36.948
3	1:59.342	38.159	44.101	37.082	9	1:59.897	38.655	44.146	37.096
4	1:59.428	38.348	44.069	37.011	10	2:00.259	38.655	44.336	37.268
5	1:59.562	38.580	43.896	37.086	11	2:00.299	38.769	44.311	37.219
6	1:59.939	38.452	44.240	37.247	12	2:00.870	38.883	44.448	37.539

14 José J.RODRIGUES , MAN / PRT

Theoretische Bestzeit: 2:05.86

Lap	Time	S1	S2	S3	Lap	Time	S1	S2	S3
1	2:21.826	45.647	46.828	49.351	3	2:32.809	41.419	47.318	
2	2:05.866	40.943	45.929	38.994					

15 Erwin KLEINAGELVOORT , SCANIA / NLD

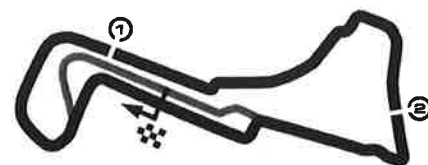
Theoretische Bestzeit: 2:01.45

Lap	Time	S1	S2	S3	Lap	Time	S1	S2	S3
1	2:13.372	46.969	47.795	38.608	7	2:02.136	39.176	45.114	37.846
2	2:04.318	40.175	45.656	38.487	8	2:01.940	39.147	44.857	37.936
3	2:02.455	39.157	45.461	37.837	9	2:02.075	38.903	45.236	37.936
4	2:02.285	39.411	45.135	37.739	10	2:02.833	39.213	45.739	37.881
5	2:03.931	38.905	45.497	39.529	11	2:02.084	39.199	45.190	37.695
6	2:02.413	39.017	45.066	38.330	12	2:03.035	39.172	45.064	38.799

19 Dominique ORSINI , MERCEDES BENZ / FRA

Theoretische Bestzeit: 2:07.97

Lap	Time	S1	S2	S3	Lap	Time	S1	S2	S3
1	2:19.980	48.915	50.124	40.941	7	2:08.844	40.787	47.901	40.156
2	2:10.762	41.238	48.900	40.624	8	2:09.230	40.952	48.080	40.198
3	2:09.373	40.461	48.004	40.908	9	2:09.790	40.753	48.406	40.631
4	2:08.681	40.110	48.517	40.054	10	2:10.393	40.893	48.361	41.139
5	2:09.182	40.695	48.521	39.966	11	2:11.131	41.084	48.274	41.773
6	2:09.419	40.677	48.446	40.296					



H. ESSERS Belgian Truck Grand Prix

Circuit Zolder, length 4000 m

13. September - 15. September 2019

FIA European Truck Racing Championship

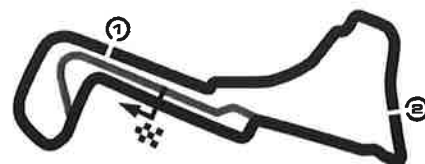
Lap Analysis Race 3,

FIA-Visa No.: 6ETRC- BEL06.09.2019

22 Oliver JANES , FREIGHTLINER / GBR

Theoretische Bestzeit: 2:00.70

Lap	Time	S1	S2	S3	Lap	Time	S1	S2	S3
1	2:11.293	46.217	47.371	37.705	7	2:01.522	38.961	44.830	37.731
2	2:00.988	38.911	44.508	37.569	8	2:01.241	39.253	44.652	37.336
3	2:01.583	38.880	45.018	37.685	9	2:01.022	38.865	44.650	37.507
4	2:01.270	39.062	44.639	37.569	10	2:02.849	39.299	45.653	37.897
5	2:01.751	39.187	44.864	37.700	11	2:02.717	39.663	45.058	37.996
6	2:01.513	39.095	44.756	37.662	12	2:03.009	39.385	45.587	38.037



H. ESSERS Belgian Truck Grand Prix

Circuit Zolder, length 4000 m

13. September - 15. September 2019

FIA European Truck Racing Championship

Lap Analysis Race 3,

FIA-Visa.No.: 6ETRC- BEL06.09.2019

23 Antonio ALBACETE , MAN / ESP

Theoretische Bestzeit: 1:59.16

Lap	Time	S1	S2	S3	Lap	Time	S1	S2	S3
1	2:06.424	44.102	45.187	37.135	7	1:59.643	38.404	44.147	37.092
2	1:59.254	38.327	44.024	36.903	8	2:01.141	39.036	45.134	36.971
3	1:59.223	38.376	44.023	36.824	9	1:59.916	38.514	44.022	37.380
4	1:59.346	38.380	44.062	36.904	10	1:59.820	38.669	44.017	37.134
5	1:59.820	38.455	44.091	37.274	11	2:00.541	39.039	44.141	37.361
6	1:59.869	38.375	44.185	37.309	12	2:00.594	38.841	44.349	37.404

24 Fabio CITIGNOLA , MERCEDES BENZ / DEU

Theoretische Bestzeit: 2:01.10

Lap	Time	S1	S2	S3	Lap	Time	S1	S2	S3
1	2:13.969	47.817	47.662	38.490	7	2:03.227	39.093	45.338	38.796
2	2:04.406	39.130	44.952	40.324	8	2:04.510	40.722	45.304	38.484
3	2:02.509	39.966	44.761	37.782	9	2:02.584	39.074	44.757	38.753
4	2:02.118	39.018	45.113	37.987	10	2:02.292	39.159	45.127	38.006
5	2:04.424	38.900	45.133	40.391	11	2:03.270	39.389	45.749	38.132
6	2:01.642	38.932	44.422	38.288	12	2:05.039	39.188	46.689	39.162

30 Sascha LENZ , MAN / DEU

Theoretische Bestzeit: 1:59.35

Lap	Time	S1	S2	S3	Lap	Time	S1	S2	S3
1	2:07.697	44.658	45.912	37.127	6	1:59.921	38.357	44.584	36.980
2	2:00.239	38.634	44.789	36.816	7	2:00.259	38.628	44.591	37.040
3	1:59.956	38.462	44.514	36.980	8	2:00.366	38.791	44.344	37.231
4	1:59.887	38.191	44.434	37.262	9	2:00.856	38.532	44.515	37.809
5	2:00.247	38.566	44.622	37.059					

37 Terry GIBBON , MAN / GBR

Theoretische Bestzeit: 2:00.09

Lap	Time	S1	S2	S3	Lap	Time	S1	S2	S3
1	2:12.845	46.654	47.691	38.500	7	2:02.012	39.167	44.706	38.139
2	2:02.100	39.575	45.013	37.512	8	2:01.165	38.584	44.483	38.098
3	2:00.463	38.418	44.851	37.194	9	2:02.483	39.018	46.069	37.396
4	2:01.821	38.839	44.716	38.266	10	2:03.455	40.338	44.981	38.136
5	2:02.210	38.513	45.315	38.382	11	2:02.636	39.930	45.141	37.565
6	2:04.504	39.000	47.437	38.067	12	2:03.555	40.340	45.167	38.048

38 José Eduardo Teixeir J.E.RODRIGUES , MAN / PRT

Theoretische Bestzeit: 2:01.26

Lap	Time	S1	S2	S3	Lap	Time	S1	S2	S3
1	2:15.372	47.861	49.072	38.439	7	2:02.886	39.765	45.261	37.860
2	2:03.482	39.151	45.760	38.571	8	2:02.573	39.716	45.397	37.460
3	2:03.287	40.395	45.346	37.546	9	2:02.565	39.511	45.343	37.711
4	2:01.366	38.927	44.874	37.565	10	2:02.929	39.620	45.270	38.039
5	2:04.435	39.017	45.039	40.379	11	2:03.065	39.488	45.425	38.152
6	2:04.216	40.088	46.062	38.066	12	2:03.854	39.550	45.369	38.935

44 Stephanie HALM , IVECO / DEU

Theoretische Bestzeit: 1:58.84

Lap	Time	S1	S2	S3	Lap	Time	S1	S2	S3
1	2:05.226	43.420	44.845	36.961	7	1:59.691	38.450	44.242	36.999
2	1:59.036	38.152	44.032	36.852	8	1:59.588	38.406	44.183	36.999
3	1:58.919	38.230	43.905	36.784	9	2:00.484	38.568	44.133	37.783
4	1:59.254	38.309	44.065	36.880	10	2:00.099	38.728	44.243	37.128
5	1:59.400	38.497	43.933	36.970	11	2:00.942	39.107	44.665	37.170
6	1:59.387	38.367	43.944	37.076	12	2:01.696	39.221	44.805	37.670

55 Adam LACKO , FREIGHTLINER / CZE

Theoretische Bestzeit: 1:58.34

Lap	Time	S1	S2	S3	Lap	Time	S1	S2	S3
1	2:03.287	42.855	43.851	36.581	7	2:00.762	38.580	44.539	37.643
2	1:58.913	38.243	43.908	36.762	8	2:00.355	38.772	44.269	37.314
3	1:58.479	38.159	43.719	36.601	9	2:00.018	38.789	44.144	37.085
4	1:58.821	38.247	43.849	36.725	10	2:00.859	38.760	44.274	37.825
5	1:58.861	38.496	43.600	36.765	11	2:01.297	39.156	44.699	37.442
6	1:59.128	38.400	43.976	36.752	12	2:01.574	39.372	44.536	37.666



H. ESSERS Belgian Truck Grand Prix

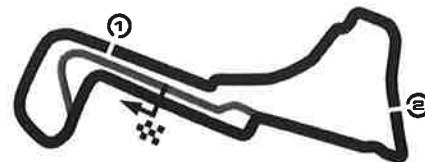
Circuit Zolder, length 4000 m

13. September - 15. September 2019

FIA European Truck Racing Championship

Lap Analysis Race 3,

FIA-Visa.No.: 6ETRC- BEL06.09.2019



H. ESSERS Belgian Truck Grand Prix

Circuit Zolder, length 4000 m

13. September - 15. September 2019

FIA European Truck Racing Championship

Lap Analysis Race 3,

FIA-Visa.No.: 6ETRC- BEL06.09.2019

64 Luis RECUENCO , MAN / ESP

Theoretische Bestzeit: 2:00.55

Lap	Time	S1	S2	S3	Lap	Time	S1	S2	S3
1	2:16.216	46.245	50.231	39.740	7	2:03.061	39.152	45.318	38.591
2	2:03.029	38.880	45.657	38.492	8	2:01.442	39.279	44.347	37.816
3	2:03.656	40.409	45.729	37.518	9	2:01.237	38.692	44.892	37.653
4	2:01.279	38.753	44.829	37.697	10	2:03.380	39.234	46.081	38.065
5	2:03.563	38.810	45.061	39.692	11	2:01.827	39.182	44.965	37.680
6	2:01.716	38.931	44.738	38.047	12	2:02.894	39.004	44.936	38.954

69 David JENKINS , MAN / GBR

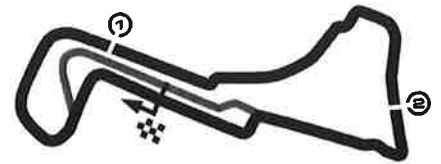
Theoretische Bestzeit: 2:02.29

Lap	Time	S1	S2	S3	Lap	Time	S1	S2	S3
1	2:14.826	46.054	48.166	40.606	4	2:02.928	39.274	45.672	37.982
2	2:03.708	39.313	45.510	38.885	5	2:13.751	39.304	49.903	44.544
3	2:09.160	40.335	45.035	43.790	6	2:41.579	45.072	53.405	

77 Rene REINERT , IVECO / DEU

Theoretische Bestzeit: 1:59.54

Lap	Time	S1	S2	S3	Lap	Time	S1	S2	S3
1	2:07.249	44.520	45.385	37.344	7	2:00.137	38.814	44.122	37.201
2	2:00.097	38.499	44.489	37.109	8	2:00.287	38.718	44.268	37.301
3	1:59.875	38.722	44.087	37.066	9	2:01.322	38.741	44.363	38.218
4	2:00.151	38.451	44.424	37.276	10	2:02.115	39.878	44.585	37.652
5	2:00.029	38.776	44.027	37.226	11	2:01.677	39.191	44.984	37.502
6	2:00.184	38.559	44.361	37.264	12	2:02.483	39.249	45.624	37.610



H. ESSERS Belgian Truck Grand Prix

Circuit Zolder, length 4000 m

13. September - 15. September 2019

FIA European Truck Racing Championship

Lap by Lap Race 3,

FIA-Visa No.: 6ETRC- BEL06.09.2019

1 Jochen HAHN , IVECO TITAN / DEU															
1	2:02.208	2	1:58.495	3	1:58.447	4	1:58.361	5	1:58.502	6	1:58.676	7	1:59.346	8	1:58.897
9	1:59.507	10	1:59.449	11	2:00.579	12	2:02.185								

5 Norbert KISS , MERCEDES BENZ TITAN / HUN															
1	2:04.873	2	1:58.659	3	1:58.772	4	1:58.905	5	1:59.293	6	1:59.394	7	1:59.818	8	2:00.000
9	2:00.072	10	2:00.464	11	2:01.445	12	2:01.876								

7 Jamie ANDERSON , MAN CHROME / GBR															
1	2:10.194	2	2:00.869	3	2:00.560	4	2:00.686	5	2:01.543	6	2:00.912	7	2:00.797	8	2:00.687
9	2:00.899	10	2:01.209	11	2:01.561	12	2:01.980								

11 Andre KURSIM , IVECO TITAN / DEU															
1	2:05.800	2	1:59.266	3	1:59.342	4	1:59.428	5	1:59.562	6	1:59.939	7	1:59.682	8	2:00.951
9	1:59.897	10	2:00.259	11	2:00.299	12	2:00.870								

14 José J.RODRIGUES , MAN TITAN / PRT															
1	2:21.826	2	2:05.866	pit	2:32.809										

15 Erwin KLEINAGELVOORT , SCANIA CHROME / NLD															
1	2:13.372	2	2:04.318	3	2:02.455	4	2:02.285	5	2:03.931	6	2:02.413	7	2:02.136	8	2:01.940
9	2:02.075	10	2:02.833	11	2:02.084	12	2:03.035								

19 Dominique ORSINI , MERCEDES BENZ CHROME / FRA															
1	2:19.980	2	2:10.762	3	2:09.373	4	2:08.681	5	2:09.182	6	2:09.419	7	2:08.844	8	2:09.230
9	2:09.790	10	2:10.393	11	2:11.131										

22 Oliver JANES , FREIGHTLINER CHROME / GBR															
1	2:11.293	2	2:00.988	3	2:01.583	4	2:01.270	5	2:01.751	6	2:01.513	7	2:01.522	8	2:01.241
9	2:01.022	10	2:02.849	11	2:02.717	12	2:03.009								

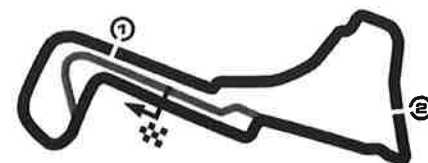
23 Antonio ALBACETE , MAN TITAN / ESP															
1	2:06.424	2	1:59.254	3	1:59.223	4	1:59.346	5	1:59.820	6	1:59.869	7	1:59.643	8	2:01.141
9	1:59.916	10	1:59.820	11	2:00.541	12	2:00.594								

24 Fabio CITIGNOLA , MERCEDES BENZ CHROME / DEU															
1	2:13.969	2	2:04.406	3	2:02.509	4	2:02.118	5	2:04.424	6	2:01.642	7	2:03.227	8	2:04.510
9	2:02.584	10	2:02.292	11	2:03.270	12	2:05.039								

30 Sascha LENZ , MAN TITAN / DEU															
1	2:07.697	2	2:00.239	3	1:59.956	4	1:59.887	5	2:00.247	6	1:59.921	7	2:00.259	8	2:00.366
9	2:00.856														

37 Terry GIBBON , MAN CHROME / GBR															
1	2:12.845	2	2:02.100	3	2:00.463	4	2:01.821	5	2:02.210	6	2:04.504	7	2:02.012	8	2:01.165
9	2:02.483	10	2:03.455	11	2:02.636	12	2:03.555								

38 José Eduardo Teixeir J.E.RODRIGUES , MAN CHROME / PRT															
1	2:15.372	2	2:03.482	3	2:03.287	4	2:01.366	5	2:04.435	6	2:04.216	7	2:02.886	8	2:02.573



H. ESSERS Belgian Truck Grand Prix

Circuit Zolder, length 4000 m

13. September - 15. September 2019

FIA European Truck Racing Championship

Lap by Lap Race 3,

FIA-Visa.No.: 6ETRC- BEL06.09.2019

9	2:02.565	10	2:02.929	11	2:03.065	12	2:03.854												
---	----------	----	----------	----	----------	----	----------	--	--	--	--	--	--	--	--	--	--	--	--

44 Stephanie HALM , IVECO TITAN / DEU																			
1	2:05.226	2	1:59.036	3	1:58.919	4	1:59.254	5	1:59.400	6	1:59.387	7	1:59.691	8	1:59.588				
9	2:00.484	10	2:00.099	11	2:00.942	12	2:01.696												

55 Adam LACKO , FREIGHTLINER TITAN / CZE																			
1	2:03.287	2	1:58.913	3	1:58.479	4	1:58.821	5	1:58.861	6	1:59.128	7	2:00.762	8	2:00.355				
9	2:00.018	10	2:00.859	11	2:01.297	12	2:01.574												

64 Luis RECUENCO , MAN CHROME / ESP																			
1	2:16.216	2	2:03.029	3	2:03.656	4	2:01.279	5	2:03.563	6	2:01.716	7	2:03.061	8	2:01.442				
9	2:01.237	10	2:03.380	11	2:01.827	12	2:02.894												

69 David JENKINS , MAN CHROME / GBR																			
1	2:14.826	2	2:03.708	3	2:09.160	4	2:02.928	5	2:13.751	pit	2:41.579								

77 Rene REINERT , IVECO TITAN / DEU																			
1	2:07.249	2	2:00.097	3	1:59.875	4	2:00.151	5	2:00.029	6	2:00.184	7	2:00.137	8	2:00.287				
9	2:01.322	10	2:02.115	11	2:01.677	12	2:02.483												



Lapchart: FIA European Truck Racing Championship

POS	1	2	3	4	5	6	7	8	9	10	11	12	13	14	15	16	17	18
LAP 1	1	55	5	44	11	23	77	30	7	22	37	15	24	69	38	64	19	
LAP 2	1	55	5	44	11	23	77	30	7	22	37	15	24	69	38	64	14	
LAP 3	1	55	5	44	11	23	77	30	7	22	37	15	24	38	64	69	19	
LAP 4	1	55	5	44	11	23	77	30	7	22	37	15	24	38	64	69	19	
LAP 5	1	55	5	44	11	23	77	30	7	22	37	15	24	64	38	69	19	
LAP 6	1	55	5	44	11	23	77	30	7	22	37	15	24	64	38	19	69.	
LAP 7	1	55	5	44	11	23	77	30	7	22	37	15	24	64	38	19		
LAP 8	1	55	5	44	11	23	77	30	7	22	37	15	64	24	38	19		
LAP 9	1	55	5	44	11	23	77	30	7	22	37	15	64	24	38	19		
LAP 10	1	55	5	44	11	23	77	7	22	37	15	64	24	38	19			
LAP 11	1	55	5	44	11	23	77	7	22	37	15	64	24	38	19			
LAP 12	1	55	5	44	11	23	77	7	22	37	15	64	24	38				



H. ESSERS Belgian Truck Grand Prix

Circuit Zolder, length 4000 m

13. September - 15. September 2019

FIA European Truck Racing Championship Championship 2019



FIA-Visa No.: 6ETRC-BEL06.09.2019

Misano (ITA) 1
Misano (ITA) 2
Misano (ITA) 3
Misano (ITA) 4
Hungaring (HUN) 1
Hungaring (HUN) 2
Hungaring (HUN) 3
Hungaring (HUN) 4
Slovakaring (SVK) 1
Slovakaring (SVK) 2
Slovakaring (SVK) 3
Slovakaring (SVK) 4
Nürburgring (DEU) 1
Nürburgring (DEU) 2
Nürburgring (DEU) 3
Nürburgring (DEU) 4
Most (CZE) 1
Most (CZE) 2
Most (CZE) 3
Most (CZE) 4
Zolder (BEL) 1
Zolder (BEL) 2
Zolder (BEL) 3
Zolder (BEL) 4
Le Mans (FRA) 1
Le Mans (FRA) 2
Le Mans (FRA) 3
Le Mans (FRA) 4
Jarama (ESP) 1
Jarama (ESP) 2
Jarama (ESP) 3
Jarama (ESP) 4

POS	#	NAME / NATION	SUM	Misano (ITA) 1	Misano (ITA) 2	Misano (ITA) 3	Misano (ITA) 4	Hungaring (HUN) 1	Hungaring (HUN) 2	Hungaring (HUN) 3	Hungaring (HUN) 4	Slovakaring (SVK) 1	Slovakaring (SVK) 2	Slovakaring (SVK) 3	Slovakaring (SVK) 4	Nürburgring (DEU) 1	Nürburgring (DEU) 2	Nürburgring (DEU) 3	Nürburgring (DEU) 4	Most (CZE) 1	Most (CZE) 2	Most (CZE) 3	Most (CZE) 4	Zolder (BEL) 1	Zolder (BEL) 2	Zolder (BEL) 3	Zolder (BEL) 4	Le Mans (FRA) 1	Le Mans (FRA) 2	Le Mans (FRA) 3	Le Mans (FRA) 4	Jarama (ESP) 1	Jarama (ESP) 2	Jarama (ESP) 3	Jarama (ESP) 4				
1	1	Jochen HAHN / DEU	269	20	12	10	7	5	20	7	12	10	7	5	20	7	12	10	7	5	20	7	12	10	7	5	20	7	12	10	7	5	20	7	12	10	7	5	
2	55	Adam LACKO / CZE	178	15	7	15	7	3	6	12	8	10	7	6	10	12	4	15	8	-	-	-	-	-	-	-	-	-	-	-	-	-	-	-	-	-	-		
3	23	Antonio ALBACETE / ESP	177	12	9	8	5	4	10	8	3	4	10	15	4	15	8	10	9	-	-	-	-	-	-	-	-	-	-	-	-	-	-	-	-	-	-	-	
4	44	Stephanie HALM / DEU	151	8	8	2	6	8	15	6	15	9	12	6	6	6	12	5	-	-	-	-	-	-	-	-	-	-	-	-	-	-	-	-	-	-	-	-	
5	5	Norbert KISS / HUN	149	10	4	20	6	6	12	5	8	7	8	9	12	4	10	-	-	-	-	-	-	-	-	-	-	-	-	-	-	-	-	-	-	-	-	-	
6	77	Rene REINERT / DEU	129	4	10	10	4	3	9	8	9	3	15	5	3	6	6	10	-	-	-	-	-	-	-	-	-	-	-	-	-	-	-	-	-	-	-	-	
7	30	Sascha LENZ / DEU	114	6	3	6	9	4	10	4	10	10	3	8	10	9	10	3	6	-	-	-	-	-	-	-	-	-	-	-	-	-	-	-	-	-	-	-	
8	11	Andre KURSIM / DEU	89	5	10	7	4	10	4	10	-	4	6	-	-	2	3	9	4	3	4	3	-	-	-	-	-	-	-	-	-	-	-	-	-	-	-	-	
9	14	José J.RODRIGUES / PRT	51	3	3	12	2	2	2	2	-	-	-	-	-	4	7	2	2	8	4	-	-	-	-	-	-	-	-	-	-	-	-	-	-	-	-	-	
10	27	Gerhard KÖRBER / DEU	28	-	-	-	-	-	-	-	-	-	-	-	-	8	5	8	7	-	-	-	-	-	-	-	-	-	-	-	-	-	-	-	-	-	-	-	-
11	7	Jamie ANDERSON / GBR	26	2	2	2	2	3	3	3	3	5	2	3	1	1	1	1	2	-	-	-	-	-	-	-	-	-	-	-	-	-	-	-	-	-	-	-	-
12	64	Luis RECUENCO / ESP	21	3	6	1	1	1	1	6	1	2	-	-	-	-	-	-	-	-	-	-	-	-	-	-	-	-	-	-	-	-	-	-	-	-	-	-	-
13	22	Oliver JAMES / GBR	20	2	2	1	1	2	1	4	1	1	-	-	-	-	-	-	-	-	-	-	-	-	-	-	-	-	-	-	-	-	-	-	-	-	-	-	-
14	6	Anthony A.JANIEC / FRA	19	1	4	8	-	-	-	-	-	-	-	-	-	3	1	1	2	-	-	-	-	-	-	-	-	-	-	-	-	-	-	-	-	-	-	-	-
15	37	Terry GIBBON / GBR	11	-	-	-	-	2	1	-	-	-	-	-	-	-	-	3	1	3	1	-	-	-	-	-	-	-	-	-	-	-	-	-	-	-	-	-	
16	24	Fabio CITIGNOLA / DEU	4	-	-	-	-	-	-	-	-	2	2	-	-	-	-	-	-	-	-	-	-	-	-	-	-	-	-	-	-	-	-	-	-	-	-	-	-
17	21	Thomas ROBINEAU / FRA	4	1	-	-	-	-	-	-	-	-	-	-	-	2	1	-	-	-	-	-	-	-	-	-	-	-	-	-	-	-	-	-	-	-	-	-	
18	38	Eduardo E.RODRIGUES / PRT	1	-	-	-	-	-	-	-	-	1	-	-	-	-	-	-	-	-	-	-	-	-	-	-	-	-	-	-	-	-	-	-	-	-	-	-	-

Points for Race 3 at Zolder are awarded based on the provisional result.



H. ESSERS Belgian Truck Grand Prix

Circuit Zolder, length 4000 m

13. September - 15. September 2019

FIA European Truck Racing Championship

TEAM TITLE 2019



FIA-Visa.No.: 6ETRC-BEL06.09.2019

RG	TEAM	Misano (ITA) 1	Misano (ITA) 2	Misano (ITA) 3	Misano (ITA) 4	Hungaroring (HUN) 1	Hungaroring (HUN) 2	Hungaroring (HUN) 3	Hungaroring (HUN) 4	Slovakia (SVK) 1	Slovakia (SVK) 2	Slovakia (SVK) 3	Slovakia (SVK) 4	Nürburgring (DEU) 1	Nürburgring (DEU) 2	Nürburgring (DEU) 3	Nürburgring (DEU) 4	Most (CZE) 1	Most (CZE) 2	Most (CZE) 3	Most (CZE) 4	Zolder (BEL) 1	Zolder (BEL) 2	Zolder (BEL) 3	Zolder (BEL) 4	Le Mans (FRA) 1	Le Mans (FRA) 2	Le Mans (FRA) 3	Le Mans (FRA) 4	Jarama (ESP) 1	Jarama (ESP) 2	Jarama (ESP) 3	Jarama (ESP) 4	SUM				
1	Die Bullen von IVECO Magirus	28	13	16	17	30	16	35	17	35	15	35	11	20	14	23	8	32	14			28	16	30														
2	Löwen Power	18	16	18	15	21	16	11	16	10	15	14	18	25	14	25	15	11	17			16	13	10														
3	BUGGYRA Racing 1969	19	13	18	12	4	9	11	4	18	10	16	11	12	14	16	7	21	12			18	10	21														
4	Tankpool 24 Racing	11	8	22	3	11	11	16	9	12	11	13	9	12		10	14	6	6			12	9	16														
5	Reboconort Truck Racing Team	5	5	7	7	14	3	8	8	3	3	2	3	9	10	7	8	11	6			7	6	3														

Points for Race 3 at Zolder are awarded based on the provisional result.



H. ESSERS Belgian Truck Grand Prix

Circuit Zolder, length 4000 m

13. September - 15. September 2019

FIA European Truck Racing Championship GRAMMER Truck Cup Classification

FIA-Visa No.: 6ETRC- BEL06.09.2019

POS	#	NAME (NAT)	SUM	Misano (TA) 1	Misano (TA) 2	Misano (TA) 3	Misano (TA) 4	Hungaroring (HUN) 1	Hungaroring (HUN) 2	Hungaroring (HUN) 3	Hungaroring (HUN) 4	Slovakia (SVK) 1	Slovakia (SVK) 2	Slovakia (SVK) 3	Slovakia (SVK) 4	Nurburgring (DEU) 1	Nurburgring (DEU) 2	Nurburgring (DEU) 3	Nurburgring (DEU) 4	Most (CZE) 1	Most (CZE) 2	Most (CZE) 3	Most (CZE) 4	Zolder (BEL) 1	Zolder (BEL) 2	Zolder (BEL) 3	Zolder (BEL) 4	Le Mans (FRA) 1	Le Mans (FRA) 2	Le Mans (FRA) 3	Le Mans (FRA) 4	Jarama (ESP) 1	Jarama (ESP) 2	Jarama (ESP) 3	Jarama (ESP) 4					
1	22	Oliver JANES (GBR)	228	15	9	20	9	20	8	10	9	15	6	15	8	6	4	15	10	9	10	9	9	-	15	10	15													
2	64	Luis RECUENCO (ESP)	207	20	10	6	5	15	9	8	8	20	8	12	9	10	9	12	5	12	5	5	-	10	6	8														
3	7	Jamie ANDERSON (GBR)	198	8	15	10	10	6	20	10	10	10	20	10	10	15	10	9	9	15	-	-	-	12	8	20														
4	24	Fabio CITTIGNOLA (DEU)	137	4	7	10	8	10	7	12	6	12	9	10				8	10	6	8	-	-	4	6															
5	37	Terry GIBBON (GBR)	132	-	-	-	-	12	10	15						12	7	7	7	20	10	-	-	20	7	12														
6	21	Thomas ROBINEAU (FRA)	83	12	12	7										20	6	20	6																					
7	38	Eduardo E.RODRIGUES (PRT)	73	-	-	-	8	5	6	7	10	7	8	7						8	7	-	-																	
8	38	José Eduardo Teixeira J.E.RODRIGUES (PRT)	68	10	8	8	6	-	-	-	-	-	-	-	4	3	6	4	4	-	-	-	-	6	9	4														
9	19	Dominique ORSINI (FRA)	51	6	6	4	6	4	4	5	8	5																												
10	15	Erwin KLEINAGELVOORT (NLD)	41	-	-	-	-	-	-	-	-	-	-	-	2	5	4	2	4	6	-	-	-	8	10															
11	20	Téo CALVET (FRA)	34	-	-	-	-	-	-	-	-	-	-	-	8	8	10	8																						
12	9	Frantisek VOJTISEK (CZE)	6	-	-	-	-	-	-	-	-	-	-	-	3																									
13	25	Heinrich-Clemens HECKER (DEU)	6	-	-	-	-	-	-	-	-	-	-	-	1	2	3																							
14	39	Franck CONTI (FRA)	3	-	-	-	-	-	-	-	-	-	-	-	1	2																								
15	75	Jennifer J.JANIEC (FRA)	2	-	-	-	-	-	-	-	-	-	-	-	1	1																								

Points for Race 3 at Zolder are awarded based on the provisional result.



H. ESSERS Belgian Truck Grand Prix

Circuit Zolder, length 4000 m

13. September - 15. September 2019

FIA European Truck Racing Championship

FIA-Visa.No.: 6ETRC- BEL06.09.2019

Final Starting grid Race 3

19 ORSINI, Dominique MERCEDES BENZ	2:11.433	9	15 KLEINNAGELVOORT, Erwin SCANIA	2:02.073
38 J.E.RODRIGUES, José Eduarc MAN	2:01.124	8	37 GIBBON, Terry MAN	2:01.008
22 JANES, Oliver FREIGHTLINER	2:00.896	7	24 CITIGNOLA, Fabio MERCEDES BENZ	2:00.680
7 ANDERSON, Jamie MAN	1:59.988	6	69 JENKINS, David MAN	1:59.970
14 J.RODRIGUES, José MAN	1:59.758	5	64 RECUENCO, Luis MAN	1:59.746
77 REINERT, Rene IVECO	1:58.450	4	30 LENZ, Sascha MAN	1:58.384
11 KURSIM, Andre IVECO	1:58.051	3	23 ALBACETE, Antonio MAN	1:57.965
44 HALM, Stephanie IVECO	1:57.884	2	5 KISS, Norbert MERCEDES BENZ	1:57.824
55 LACKO, Adam FREIGHTLINER	1:57.326	1	1 HAHN, Jochen IVECO	1:57.219

Pole Position

FIA Steward: <i>Michal MAREK (CZE)</i>	FIA Steward: <i>Peter OORD (NLD)</i>	ASN Steward: <i>Leo SUETENS (BEL)</i>	Publication time: <i>15.9.2019</i>
---	---	--	---------------------------------------



Timekeeping and Dataservice: wige SOLUTIONS GmbH & Co. KG, Meckenheim (GER)